



instock
The Ironmongery Experts

eclipse

Hinges



Architectural Ironmongery for Commercial and Residential Projects

Eclipse Commercial Range of Fire Tested and Approved Hinges provide the industry with the largest selection of fire rated hinges independently tested by EXOVA Warrington (Certifire) giving you the confidence to specify and use them on projects.



Hinges

Hinges	Description	Grade	Finish	Product
H523-6	PK854 Class 13 Hinge Pack Square (3 Pack) SUS201	EN1935 Grade 13	SSS	
H523-7	PK853 Class 13 Hinge Pack Square (3 Pack) SUS201	EN1935 Grade 13	PSS	
PK882	PK882 Class 13 Hinge Pack Square (3 Pack) SUS201	EN1935 Grade 13	Brass	
H515-4	14852 Class 11 Hinge with Screws Square (Pair) SUS201	EN1634 Grade 7	SSS	
H523-2	14853 Class 11 Hinge with Screws Square (Pair) SUS201	EN1634 Grade 7	PSS	
H525-3	14885 Class 11 Hinge with Screws Square (Pair) SUS201	EN1634 Grade 7	Brass	

To comply with current standards and performance requirements our fire rated hinges are tested and certified to EN1634 FD 30, FD 60 timber Doorsets and FD 240 Steel Doorsets. For endurance, corrosion and load bearing requirements our hinges are tested and certified to EN1935 from Grade 7 up to and including Grade 14. Grade 11, 13 and 14 hinges are also Certifire registered. Intumescent hinge pads should be fitted as standard on fire door applications.



Thrust Bearing Hinges

PK929	PK929 Self Maintaining Heavy Duty Hinge (3 Pack) SUS201	EN1935 Grade 13	SSS
PK930	PK930 Self Maintaining Heavy Duty Hinge	EN1935 Grade 13	PSS
14107	127 x 76 x 3mm Self Maintaining Hinge (pair)	EN1935 Grade 14	SSS
14108	127 x 76 x 3mm Self Maintaining Hinge (pair)	EN1935 Grade 14	PSS
14109	127 x 76 x 3mm Self Maintaining Hinge (pair)	EN1935 Grade 14	Brass
14005	Intumescent Hinge Pad 76mm Rectangular		
14903	Intumescent Hinge Pad 102mm Rectangular		



Care & Maintenance

Ball bearing hinges are supplied ready lubricated by the manufacturer to ensure smooth operation of hinge leaves when fitted to doors.




In some cases after installation there will be signs to varying degrees of clear oil seepage. If left for a period of time and particularly in high usage areas such as toilets the oil will combine with atmospheric dust and darken in colour.

To avoid the mixture of dust and oil acting as a grinding paste on the ball bearings, which accelerates wear, it is recommended that the product be cleaned periodically. How often the product is cleaned is based on the environment in which it is fitted combined with the assessment of the maintenance officer. It is also advised that the product is lubricated at 25,000 cycle intervals to maintain optimum efficiency of the hinge.




However a simple monthly cleaning programme will be sufficient for all low usage areas such as cupboard doors and a fortnightly program is advised for high usage areas such as toilets. This will ensure your products lifespan is maximised and also visually acceptable to the environment in which is fitted.

Hinges	Description	Grade	Finish	Cost	Product
--------	-------------	-------	--------	------	---------


Rising Butt Hinges

H519-3SSLH	Left Hand Rising Butt Hinge (14843) 102 x 76 x 2 Stainless Steel	✘	SSS			
H519-3SSRH	Right Hand Rising Butt Hinge (14844) 102 x 76 x 2 Stainless Steel	✘	SSS			

Lift off Hinges

H529-1	Right Hand Lift off Hinge Satinless Steel (14873) 102 x 89 x 3	✘	SSS			
H529-2	Left Hand Lift off Hinge Satinless Steel (14874) 102 x 89 x 3	✘	SSS			


Parliament Hinges

14989	Parliament Thrust Hinge 102 x 52 x 102 x 3 Stainless Steel	✘	SSS		
14922	Parliament Thrust Hinge 102 x 76 x 127 x 3 Stainless Steel	✘	SSS		
14995	Parliament Thrust Hinge 102 x 102 x 152 x 3 Stainless Steel	✘	SSS		


1838 Pattern Mild Steel Hinges

BJ012	64mm Self Colour - 14540 (Pair)	✘	SC		
BJ013	76mm Self Colour - 14560 (Pair)	✘	SC		
BJ014	102mm Self Colour - 14580 (Pair)	✘	SC		
H517-1EB	76mm Electro Plate Brass - 14698 (Pair)	✘	EB		
H517-2EB	102mm Electro Plate Brass - 14699 (Pair)	✘	EB		


Spring Hinges

14922	Single Action Adjustable Spring Hinge 102 x 76 x 3 EN1634 FD60	🔥	SSS		
14926	Companion Hinge 102 x 76 x 3 EN1634 FD60		SSS		

Double Action Spring Hinges

H536/4	102mm SSS Double Action Spring Hinge - 14075 (Pair) for doors up to 25kg	✘	SSS		
H536/6	152mm SSS Double Action Spring Hinge - 14095 (Pair) for doors up to 35kg	✘	SSS		

Groom Liobex Double Action Spring Hinges

INLDA04	100mm Double Action Spring Hinge (pair) for NON FIRE DOORS up to 15kg		Silver		
INLDA06	152mm Double Action Spring Hinge (3 Pack) for Fire Doors up to 40kg supplied with intumescent	🔥 ₃₀	Silver		
LIODA08SE	200mm Double Action Spring Hinge (Pair) for Fire Doors up to 55kg supplied with intumescent	🔥 ₆₀	Silver		



We strongly recommend LIOBEX hinges for commercial and industrial applications for restaurants and kitchen saloon doors.

